



专业、专注、专为制冷而造
务实、创新、高效、个性、实用

广州市冰翔制冷设备有限公司
GUANGZHOU BINCAN REFRIGERATION EQUIPMENT CO.LTD

地址：广州市花都区花山镇新和村贵和工业园瑞莲路91号

E-mail: 2799108265@qq.com

Http: //www.bxmaker.com

TEL: 020-36766160

FAX: 020-36769349

BINCAN 冰翔®

专业制冰机 | 冷柜 | 水吧制造厂商



产品手册

Product manual

冰翔制造，传递你我梦想！

Made by BINCAN, passing on our dreams!

E-mail: 2799108265@qq.com

Http: //www.bxmaker.com

TEL: 020-36766160



关于冰翔 ABOUT US

广州市冰翔制冷设备有限公司，成立于2014年，是一家集研发、生产、销售、售后为一体的专业制冷设备生产企业，位于广东省广州市花都区，交通便利，地理位置优越，产品畅销全国各大、中、小城市。

公司拥有多名20年以上工作经验的专业制冷电器工程师，以及多台先进的进口数控冲床、数控折弯机、高压无氟发泡机等。冰翔制冷设备的主要构造均精选自世界知名品牌的原装进口配件，整体设计精准、独特，公司推行精益生产，工艺精湛，品质卓越，既环保又节能。公司主营商用大中小型专业制冷设备，产品涵盖售冰场所、酒店、酒吧、咖啡厅、餐饮连锁及厨房制冷系列设备，包括制冰机、卧式冷柜、立式冷柜、水吧操作台和展示柜等。

一直以来，公司秉承开拓进取与务实创新的理念，不断开发新产品和技术创新，使我们的产品设计更具合理、实用性、稳定性、美观性，并通过了食品接触产品卫生认证、3C等认证。公司产品实现一站式采购，并以客户需求为导向，为客户量身定制设计方案并实现非标产品的制作。

公司的经营理念：专注制冷设备、实现客户价值、员工价值。

公司的经营目标：客户满意、员工满意、股东满意。

我们始于产品，终于品质，坚持高标准产品和优质服务原则。售出不是结束，服务才是开始，您的选择，我们的承诺，您的满意，我们的动力！

专业的生产设备、整洁的生产场所、优美的办公环境；



CORPORATE HONORS 企业文化

产品理念 PRODUCT IDEA

产品设计以客户需求为导向，秉承开拓进取与务实创新的理念，使产品设计更具合理、实用性、稳定性、美观性。

Product design is customer-oriented, adhering to the concept of pioneering and pragmatic innovation, making product design more reasonable, practical, stable, and aesthetically pleasing.

价值观 VALUES

专注制冷设备、实现客户价值、员工价值。

Focus on refrigeration equipment, achieve customer value, and employee value.

企业目标 GOAL

客户满意、员工满意、股东满意。

Customer satisfaction, employee satisfaction, and shareholder satisfaction.



CONTENTS

目录

01 制冰机-方形冰、半方形冰

Ice maker - square ice, half square ice

一体式制冰机 Integrated ice maker	01
分体式制冰机 Split ice maker	05
一体吧台式制冰机 Integrated bar desktop ice maker	13
分体吧台式制冰机 Split bar desktop ice maker	15

02 制冰机-月形冰

Ice maker - Moon shaped ice

一体式月形冰制冰机 Integrated lunar ice maker	17
分体式月形冰制冰机 Split lunar ice maker	19

03 冷柜-卧式冷柜系列

Refrigerator - Horizontal Refrigerator Series

冷藏柜 Refrigerator	21
冷冻柜 Freezer	23
冷藏+冷冻双温柜 Refrigeration+freezing dual temperature cabinet	25
冷藏沙拉柜 Refrigerated salad cabinet	27

04 冷柜-立式冷柜系列

Refrigerator - Vertical Refrigerator Series

四门立式冷藏柜/冷冻柜/双温柜 Four door vertical freezer/freezer/dual temperature cabinet	29
--	----

05 展示柜 - 水果展示柜系列

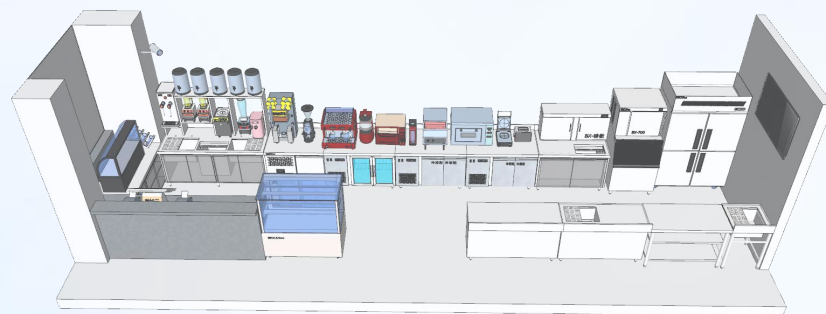
Display Cabinet - Fruit Display Cabinet Series

台上式、落地式水果展示柜 On stage and floor mounted fruit display cabinets	31
---	----

06 操作台-不锈钢工作台系列

Operation console - stainless steel workbench series

不锈钢工作台 work table	33
吧台工作台一站式配置方案 One stop configuration plan for bar counter workbench	35



一体式制冰机 (台下式)

Integrated ice maker (under the table)

流水式制冰方式，可把不纯物质几乎全部去除，结出的冰晶莹剔透且冰点低。

The flowing water ice making method can remove almost all impure substances, resulting in crystal clear ice with low freezing point.



环保节能



快速制冰



铜镍
蒸发器



名牌
压缩机

方形冰

可提供三种不同规格冰形，半方形冰适合冰鲜类保鲜，方形冰适合沙冰类饮品，大方形冰适合啤酒类饮品

Three different specifications of ice shapes can be provided. Half square ice is suitable for fresh ice preservation, square ice is suitable for sand ice drinks, and large square ice is suitable for beer drinks

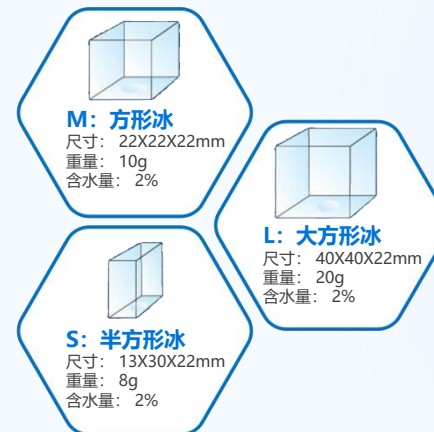


产品特性 Product characteristics

一体式制冰机采用加大型蒸发器、冷凝器世界名牌压缩机等，使整机产能提高约17%-25%

The integrated ice maker adopts large-sized evaporators, condensers, world-renowned compressors, etc., which increases the overall production capacity by about 17% -25%

- 优质铜镍蒸发器，制冰速度快，落冰速度快省时省电；
- 流水式制冰方式，可把不纯物质几乎全部去除，结出的冰晶莹剔透且冰点低；
- 筛选世界名牌部件，使用寿命长，高效节能；
- 合理的加大蒸发面积，既保证十足产量，又提高冰块质量。
- High quality copper nickel evaporator, fast ice making speed, fast ice falling speed, time-saving and energy-saving;
- Flowing water ice making method can remove almost all impure substances, resulting in crystal clear ice with low freezing point
- Select world-renowned components with long service life and high efficiency and energy conservation;
- Reasonably increasing the evaporation area not only ensures full production but also improves the quality of ice cubes;



设备型号 Scale and model

型号	BX-80	BX-100	BX-120
外形尺寸 (长 宽 高)	500x580x830mm	500x580x830mm	500x580x830mm
最大日产量 (KG/24小时)	36kg	45kg	54kg
储冰量 (KG)	18kg	18kg	18kg
电源	220V/50Hz	220V/50Hz	220V/50Hz
功率 (W)	380	450	460
冷凝方式	A/W	A/W	A/W
标配电源线	10A插头	10A插头	10A插头

注:24小时产冰量测试条件:室温21℃; 冷却方式: 风冷型或水冷型:A代表风冷, W代表水冷。

一体式制冰机

Integrated ice maker

领先技术的铜镍蒸发器，制冰速度快，落冰速度快省时省电。

The leading technology copper nickel evaporator has fast ice making speed and fast ice falling speed, saving time and electricity.



快速制冰



铜镍
蒸发器



名牌
压缩机



环保节能



轻松散热

BINCAN 冰翔®

广州市冰翔制冷设备有限公司
GUANGZHOU BINCAN REFRIGERATION EQUIPMENT CO.LTD

产品特性 Product characteristics

冰翔立体式制冰机采用高密度发泡，保温可以在高温环境下一周左右比普通重六斤左右。

The Bingxiang three-dimensional ice maker uses high-density foam, and its insulation can weigh about six pounds more than regular ice in a high temperature environment for about a week.

- 领先技术的铜镍蒸发器，制冰速度快，落冰速度省时省电；
 - 微电脑探测系统，无需专人操作，使用安全可靠；
 - 冷凝系统与冷凝感漏的科学配置，能适应高低不同的环境温度；
 - 六面体冰块，接触面大，可使冰品迅速冷却；
 - 合理的加大蒸发面积，既保证十足产量，又提高冰块质量。
- he copper nickel evaporator with advanced technology has fast ice making speed and saves time and electricity when dropping ice;
 - The microcomputer detection system, without the need for specialized personnel to operate, is safe and reliable to use;
 - The scientific configuration of the condensation system and condensation leakage detection can adapt to different environmental temperatures;
 - Hexahedral ice cubes with large contact surfaces can quickly cool the ice product;
 - Reasonably increasing the evaporation area not only ensures full production but also improves the quality of ice cubes.

六面体冰块，接触面大可使冰品迅速冷却

Hexahedral ice cubes with large contact surfaces allow for rapid cooling of ice products



设备型号 Scale and model

型号	BX-150	BX-210	BX-260
外形尺寸 (长 宽 高)	660x660x920mm (高度可调+50)	660x660x920mm (高度可调+50)	660x660x920mm (高度可调+50)
最大日产量 (KG/24小时)	67kg	95kg	118kg
储冰量 (KG)	45kg	45kg	45kg
电源	220V/50Hz	220V/50Hz	220V/50Hz
功率 (W)	520	630	700
冷凝方式	A/W	A/W	A/W
标配电源线	10A插头	10A插头	10A插头

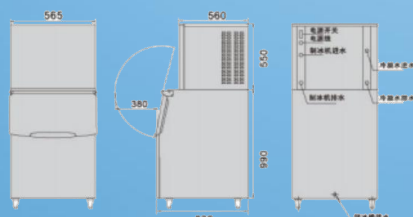
注:24小时产冰量测试条件:室温21℃; 冷却方式: 风冷型或水冷型:A代表风冷, W代表水冷。

分体式制冰机

Split ice maker

采用全自动控制，自动清洗，使用更加方便。

Adopting fully automatic control and automatic cleaning, it is more convenient to use.



使用寿命长



快速制冰



轻松散热



铜镍蒸发器



环保节能



名牌压缩机


产品特性 Product characteristics

冰翔分体式制冰机所用冷凝器采用内螺纹铜管，国EBM风机，超静音适合在40摄氏度环境温度下仍能持续工作，省电，环保采用日本电磁阀，脱冰快耐高。

The Bingxiang three-dimensional ice maker uses high-density foam, and its insulation can weigh about six pounds more than regular ice in a high-temperature environment for about a week.

- 领先技术的铜镍蒸发器，制冰速度快，落冰速度省时省电；
- 微电脑探测系统，无需专人操作，使用安全可靠；
- 冷凝系统与冷凝感漏的科学配置，能适应高低不同的环境温度；
- 六面体冰块，接触面大，可使冰品迅速冷却；
- 分体设计，运输更方便，安装更便捷；

- The copper nickel evaporator with advanced technology has fast ice making speed and saves time and electricity when dropping ice;
- The microcomputer detection system, without the need for specialized personnel to operate, is safe and reliable to use;
- The scientific configuration of the condensation system and condensation leakage detection can adapt to different environmental temperatures;
- Hexahedral ice cubes with large contact surfaces can quickly cool the ice product;
- Split design for more convenient transportation and installation;



设备型号 Scale and model

型号	BX-300	BX-350	BX-420
外形尺寸 (长 宽 高)	565x830x1580mm (高度可调+50)	565x830x1580mm (高度可调+50)	565x830x1580mm (高度可调+50)
最大日产量 (KG/24小时)	135kg	158kg	189kg
储冰量 (KG)	120kg	120kg	120kg
电源	220V/50Hz	220V/50Hz	220V/50Hz
功率 (W)	750	800	830
冷凝方式	A/W	A/W	A/W
标配电源线	10A插头	10A插头	10A插头

注:24小时产冰量测试条件:室温21℃; 冷却方式: 风冷型或水冷型:A代表风冷, W代表水冷。

分体式制冰机

Split ice maker

水冷机采用压力阀根据蒸发温度及水温自动控制，节省更多的资源。

The water cooler adopts a pressure valve to automatically control the evaporation temperature and water temperature, saving more resources.



产品特性 Product characteristics

冰翔分体式制冰机、前门主要采用优质的不锈钢管不断裂，整机无螺丝挂门，2秒即可取出，减少人成本，保养更方便。

The Bingxiang split ice maker and front door are mainly made of high-quality stainless steel pipes that do not break. The entire machine has no screws to hang the door, and can be removed in 2 seconds, reducing human costs and making maintenance more convenient.

- 主要配件采用世界知名品牌，运行更平稳，使用方便，制冷更快捷；
- 微电脑探测系统，无需专人操作，使用安全可靠；
- 冷凝系统与冷凝感漏的科学配置，能适应高低不同的环境温度；
- 整体外观采用进口数控一次成型，精确度达到99%；
- 合理的加大蒸发面积，既保证十足产量，又提高冰块质量；

- The main accessories are made of world-renowned brands, ensuring smoother operation, convenient use, and faster cooling;;
- The microcomputer detection system, without the need for specialized personnel to operate, is safe and reliable to use;
- The scientific configuration of the condensation system and condensation leakage detection can adapt to different environmental temperatures;
- The overall appearance adopts imported CNC one-time molding, with an accuracy of 99%;;
- Reasonably increasing the evaporation area not only ensures full production but also improves the quality of ice cubes;



设备型号 Scale and model

型号	BX-500	BX-600	BX-700	BX-800
外形尺寸 (长 宽 高)	765x830x1650mm (高度可调+50)	765x830x1650mm (高度可调+50)	765x830x1650mm (高度可调+50)	765x830x1650mm (高度可调+50)
最大日产量 (KG/24小时)	225kg	270kg	315kg	360kg
储冰量 (KG)	200kg	200kg	200kg	200kg
电源	220V/50Hz	220V/50Hz	220V/50Hz	220V/50Hz
功率 (W)	950	1050	1400	1500
冷凝方式	A/W	A/W	A/W	A/W
标配电源线	16A插头	16A插头	16A插头	16A插头

注:24小时产冰量测试条件:室温21C; 冷却方式: 风冷型或水冷型:A代表风冷, W代表水冷。

分体式制冰机

Split ice maker

微电脑探测系统，无需专人操作，使用安全可靠。

The microcomputer detection system does not require special personnel to operate, making it safe and reliable to use.



产品特性 Product characteristics

冰翔分体式制冰机蒸发器采用加厚铜管、铜片，冰盘经过双层镀线使用寿命长达8年之久，达到食用要求。

The evaporator of the Bingxiang split ice maker adopts thickened copper tubes and sheets. The ice tray has a service life of up to 8 years after double-layer plating, meeting the edible requirements.

- 筛选世界名牌部件，使用寿命长，高效节能(省水省电);
- 微电脑探测系统，无需专人操作，使用安全可靠;
- 冷凝系统与冷凝感漏的科学配置，能适应高低不同的环境温度;;
- 采用上海正品飞轮08厚纯铜管，可以打一个圈不变形，防震，使用寿命更持久。

- Select world-renowned components with long service life, high efficiency and energy saving (water and electricity saving);
- The microcomputer detection system, without the need for specialized personnel to operate, is safe and reliable to use;
- The scientific configuration of the condensation system and condensation leakage detection can adapt to different environmental temperatures;
- Adopting Shanghai genuine flywheel 08 thick pure copper tube, it can be rolled without deformation, shockproof, and has a longer service life.



(水槽排水孔，方便清洗后排水)



(储冰桶带阻尼门，起到关闭缓冲效果)

设备型号 Scale and model

型号	BX-1000	BX-1200
外形尺寸 (长 宽 高)	765x830x1870mm (高度可调+50)	765x830x1870mm (高度可调+50)
最大日产量 (KG/24小时)	450kg	540kg
储冰量 (KG)	200kg	200kg
电源	220V/50Hz	220V/50Hz
功率 (W)	2300	2500
冷凝方式	A/W	A/W
标配电源线	16A插头	16A插头

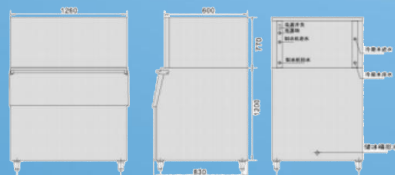
注:24小时产冰量测试条件:室温21C; 冷却方式: 风冷型或水冷型:A代表风冷, W代表水冷。

分体式制冰机

Split ice maker

冰翔分体式制冰机所用冷凝器采用内螺纹铜管，德国EBM风机，超静音
适合在40摄氏度环境温度下仍能持续工作

The condenser used in the Bingxiang split type ice maker adopts internally threaded copper pipes and a German EBM fan, which is ultra quiet and suitable for continuous operation in an ambient temperature of 40 degrees Celsius



快速制冰



使用寿命长



轻松散热



环保节能

产品特性 Product characteristics

这款分体式制冰机采用双门对开，中间加金色铜条设计使用简单方便，外观时尚大气。
可快速制冰，制冰量大能满足大型冰工厂需求。

This split type ice maker adopts a double door split design with a gold copper strip in the middle, which is simple and convenient to use, and has a fashionable and atmospheric appearance. It can quickly make ice and has a large amount of ice production to meet the needs of large ice factories.

- 主要配件采用世界知名品牌，运行更平稳，使用方便，制冷更快捷；
- 微电脑探测系统，无需专人操作，使用安全可靠；
- 冷凝系统与冷凝感漏的科学配置，能适应高低不同的环境温度；
- 整体外观采用进口数控一次成型，精确度达到99%；
- 合理的加大蒸发面积，既保证十足产量，又提高冰块质量；
- 分体设计，运输更方便，安装更便捷。

- The main accessories are made of world-renowned brands, ensuring smoother operation, convenient use, and faster cooling;;
- The microcomputer detection system, without the need for specialized personnel to operate, is safe and reliable to use;
- The scientific configuration of the condensation system and condensation leakage detection can adapt to different environmental temperatures;
- The overall appearance adopts imported CNC one-time molding, with an accuracy of 99%;
- Reasonably increasing the evaporation area not only ensures full production but also improves the quality of ice cubes ;
- Split design for more convenient transportation and installation,



BX-1900 机型，专供食用冰工厂指定型号

设备型号 Scale and model

型号	BX-1400	BX-1900
外形尺寸 (长 宽 高)	1260x830x1775mm (高度可调+50)	1260x830x1970mm (高度可调+50)
最大日产量 (KG/24小时)	630kg	850kg
储冰量 (KG)	495kg	495kg
电源	220V/50Hz	380V/50Hz
功率 (W)	2800	3800
冷凝方式	A/W	A/W
标配电源线	三芯电缆裸线 (不带插头)	五芯电缆裸线 (不带插头)

注:24小时产冰量测试条件:室温21℃; 冷却方式: 风冷型或水冷型:A代表风冷, W代表水冷。

一体吧台式制冰机

Integrated bar desktop ice maker

两种门板设计方案，随心挑选

Stainless steel adopts genuine Lianzhong 304, which has undergone high-temperature anti-corrosion treatment, is clean and hygienic, meets food grade requirements, and is easy to clean.



产品特性 Product characteristics

A

- 一体式不锈钢发泡门设计，美观实用，打理方便；
 - 进风和排风都设计在正面，即使在狭小的工作空间里，也能正常使用；
 - 多家奶茶、咖啡连锁企业指定厂商；
 - 吧台尺寸规格可按客户需求定制。
- Integrated stainless steel foam door design, beautiful and practical, easy to manage;
 - Both the intake and exhaust are designed on the front, allowing for normal use even in narrow working spaces;
 - Multiple designated manufacturers of milk tea and coffee chain enterprises;
 - Bar size specifications can be customized according to customer needs.

B

- 进风和排风都设计在正面，即使在狭小的工作空间里，也能正常使用；
 - 玻璃门，可以随时观察内部的制冰情况，设计美观使用，操作方便；
 - 多家奶茶、咖啡连锁企业指定厂商；
 - 吧台尺寸规格可按客户需求定制。
- Both the intake and exhaust are designed on the front, allowing for normal use even in narrow working spaces;
 - Transparent glass window allows for observation of the internal ice making situation at any time, with beautiful design and convenient operation;
 - Multiple designated manufacturers of milk tea and coffee chain enterprises;
 - Bar size specifications can be customized according to customer needs.

设备型号 Scale and model

型号	BX-100AW/120AW/150AW	BX-210AW/260AW/300AW
外形尺寸 (长 宽 高)	1000x760x800mm (高度可调+50)	1200x760x800mm (高度可调+50)
最大日产量 (KG/24小时)	36kg/45kg/54kg	67kg/95kg/118kg
储冰量 (KG)	27kg	45kg
电源	220V/50Hz	220V/50Hz
功率 (W)	520	630
冷凝方式	A/W	A/W
标配电源线	10A插头	10A插头

注:24小时产冰量测试条件:室温21℃; 冷却方式: 风冷型或水冷型:A代表风冷, W代表水冷。

分体吧台式制冰机

Split bar desktop ice maker

拉丝不锈钢经久耐用，防水边设计于净卫生

Brushed stainless steel is durable, with waterproof edges designed for clean hygiene.



产品特性 Product characteristics

- 水池+茶桶架+储冰槽+制冰机
 - 更适用于冷饮店、奶茶店、咖啡厅、酒吧KTV、西餐厅。
 - 拉丝不锈钢经久耐用，防水边设计干净卫生，可定制尺寸。
- Water tank+tea bucket rack+ice storage tank+ice make;
 - More suitable for cold drink shops, milk tea shops, coffee shops, bar KTVs, and Western restaurants;
 - Brushed stainless steel is durable, with a clean and hygienic waterproof edge design, and can be customized in size.



设备型号 Scale and model

型号	BX-420AW	BX-500AW
外形尺寸 (长 宽 高)	1800x760x800+550mm	1800x760x800+550mm
最大日产量 (KG/24小时)	150kg	190kg
储冰量 (KG)	140kg	140kg
电源	220V/50Hz	220V/50Hz
功率 (W)	1200W	1400W
冷凝方式	A/W	A/W
标配电源线	10A插头	16A插头

注:24小时产冰量测试条件:室温21℃; 冷却方式: 风冷型或水冷型:A代表风冷, W代表水冷。

产品特性 Product characteristics

冰翔一体式制冰机顶部采用不锈钢吧台设计，可使设备摆放更加整并且台面也可作为工作台使用；正面排风，在空间狭小高温的环境可正常使用



The top of the ice flying integrated ice maker adopts a stainless steel bar design, which can make the equipment more neatly arranged and the table can also be used as a workbench; Front exhaust, can be used normally in narrow and high-temperature environments

- 不锈钢采用正品联众304经高温防腐处理，干净卫生达到食品级要求，易清洗；
- 微电脑探测系统，无需专人操作，使用安全可靠；
- 冷凝器采用内螺纹铜管，德国EBM风机，超静音适40摄氏度环境温度持续工作，省电，环保；
- 主要配件采用世界知名品牌，运行更平稳，使用更方便，制冷更快捷；
- 合理的加大蒸发面积，既保证十足产量，又提高冰块质量；

- Stainless steel adopts genuine Lianzhong 304, which has undergone high-temperature anti-corrosion treatment, and is clean and hygienic to meet food grade requirements, making it easy to clean;
- The microcomputer detection system, without the need for specialized personnel to operate, is safe and reliable to use;
- The condenser adopts internally threaded copper pipes, German EBM fan, ultra quiet and suitable for continuous operation in an ambient temperature of 40 degrees Celsius, energy-saving and environmentally friendly;
- The main accessories are made of world-renowned brands, which provide smoother operation, more convenient use, and faster cooling;
- Reasonably increasing the evaporation area not only ensures full production but also improves the quality of ice cubes;

月形冰晶莹剔透，不黏连

Moon shaped ice is crystal clear and non adhesive.



设备型号 Scale and model

型号	外形尺寸 (长x宽x高)	最大日产冰量 (kg/24小时)	储冰量 (Zg)	电源	功率 (W)	冷凝 方式	标配 电源线
BX-300	680x660x1050mm	130kg	40kg	220V/50Hz	700W	W	10A插头

一体式月形冰制冰机

Integrated lunar ice maker

不锈钢采用正品联众304，经高温防腐处理，干净卫生，达到食品级要求，易清洗。

Stainless steel adopts genuine Lianzhong 304, which has undergone high-temperature anti-corrosion treatment, is clean and hygienic, meets food grade requirements, and is easy to clean.



产品特性 Product characteristics

冰翔经过多年的研发，开发出了月形冰增大与饮品的接触面积，能使饮品快速冷却，保持饮品清新口感。

After years of research and development, Bingxiang has developed a lunar shaped V to increase the contact area with drinks, which can quickly cool drinks and keep them freshTaste..

- 美丽透明的月形冰块，不易黏连、没有气泡，可使饮品快速冷却，造型优美;
- 智能大屏灵活控制，清洗、杀菌一键搞定;;
- 冷凝系统与冷凝感的科学配置，能适应高低不同的环境湿度;
- 内部工艺条理清晰，布局合理，整体匹配完美维护更方便;;
- 合理的加大蒸发面积，既保证十足产量又提高冰块质量
- Beautiful and transparent moon shaped ice cubes that are not easy to stick and have no bubbles, can quickly cool drinks, and have a beautiful shape;
- Intelligent large screen flexible control, one click cleaning and sterilization;;
- The scientific configuration of the condensation system and condensation sense can adapt to different levels of environmental humidity;
- Clear internal process organization, reasonable layout, perfect overall matching and more convenient maintenance;;
- Reasonably increasing the evaporation area not only ensures full production but also improves the quality of ice cubes

月形冰块晶莹剔透，不易黏连，没有气泡，硬度更大;

Moon shaped ice cubes are crystal clear, not easy to stick, without bubbles, and have a higher hardness;



设备型号 Scale and model

型号	外形尺寸 (长x宽x高)	最大日产冰量 (kg/24小时)	储冰量 (Zg)	电源	功率 (W)	冷凝 方式	标配 电源线
BX-420	560x830x1700mm	180kg	120kg	220V/50Hz	1200W	W	10A插头
BX-500	760x830x1870mm	220kg	200kg	220V/50Hz	1400W	W	16A插头
BX-700	760x830x1870mm	300kg	200kg	220V/50Hz	2000W	W	16A插头
BX-1000	760x830x1870mm	430kg	200kg	220V/50Hz	2300W	W	16A插头

分体式月形冰制冰机

Split lunar ice maker

美丽透明的月形冰块，不易黏连、没有气泡，可使饮品快速冷却，造型优美。

Beautiful and transparent moon shaped ice cubes that are not easy to stick and have no bubbles, can quickly cool drinks and have a beautiful appearance.



使用
寿命长



快速制冰



轻松散热



铜镍
蒸发器



环保节能




名牌
压缩机

冷藏柜 Refrigerator

采用双层真空玻璃，更加保温美观。
Adopting double layer vacuum glass for better insulation and aesthetics.

产品特性 Product characteristics

- 冷藏柜，不锈钢发泡门，整体发泡一次性挤压成型，更加保温美观；
 - 可定制双层真空玻璃门，可根据客户需求定制尺寸规格或直冷柜；
 - 温度可调，温控看得见，自动蒸发除雾，快捷方便。
- Refrigerator, double layer vacuum glass door, one-time foam extrusion molding for better insulation and aesthetics;
 - Customizable stainless steel foam doors, the overall bar counter can be customized according to customer requirements in size specifications;
 - Adjustable temperature, visible temperature control, automatic evaporation and mist removal, fast and convenient.



设备型号 Scale and model

产品名称	产品型号/规格/尺寸(mm)	电源	功率	净凝方式	可用内容量	温度	冷媒	标配电源线
冷藏柜	900x760x800	220V/50Hz	330W	风冷	150\L	0℃~8℃	R134a	10A插头
	1200x760x800	220V/50Hz	330W	风冷	230\L	0℃~8℃	R134a	10A插头
	1500x760x800	220V/50Hz	330W	风冷	320\L	0℃~8℃	R134a	10A插头
	1800x760x800	220V/50Hz	380W	风冷	420\L	0℃~8℃	R134a	10A插头
	2000x760x800	220V/50Hz	395W	风冷	480\L	0℃~8℃	R134a	10A插头

冷冻柜 Freezer

微电脑控制，自由调节温度，节能环保。

Microcomputer control, freely adjustable refrigeration and preservation, energy-saving and environmentally friendly.

产品特性 Product characteristics

- 冷冻柜，不锈钢发泡门，可定制直冷柜；
- 尺寸规格可按客户需求定制。
- Freezer, stainless steel foam door, freely adjustable temperature for refrigeration;
- The size specifications can be customized according to customer needs.



微电脑温度控制器



自动回弹门门铰



设备型号 Scale and model

产品名称	产品型号/规格/尺寸 (mm)	电源	功率	净凝方式	可用内容量	温度	冷媒	标配电源线
冷冻柜	900x760x800	220V/50Hz	330W	风冷	150\L	-8°C~-18°C	R404A	10A插头
	1200x760x800	220V/50Hz	330W	风冷	230\L	-8°C~-18°C	R404A	10A插头
	1500x760x800	220V/50Hz	390W	风冷	320\L	-8°C~-18°C	R404A	10A插头
	1800x760x800	220V/50Hz	450W	风冷	420\L	-8°C~-18°C	R404A	10A插头
	2000x760x800	220V/50Hz	500W	风冷	480\L	-8°C~-18°C	R404A	10A插头

冷藏+冷冻双温柜

Refrigeration+freezing dual temperature cabinet

微电脑控制，温度调节更方便，冷藏+冷冻一体，店铺空间有限更适合；
Microcomputer control, more convenient temperature regulation, integrated refrigeration and freezing, more suitable for limited store space;

产品特性 Product characteristics

- 品牌压缩机，噪音低，耗电小；
- 可调式层架，方便物品摆放；
- 不锈钢材质，经久耐用，密封性好，保温效果更佳；
- Brand compressor, low noise, low power consumption;
- Adjustable shelf for easy placement of items;
- Stainless steel material, durable, with good sealing performance and better insulation effect;



设备型号 Scale and model

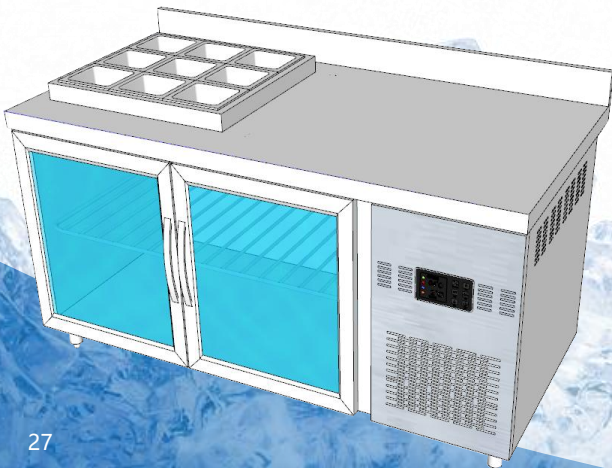
产品名称	产品型号/规格/尺寸(mm)	电源	功率	净凝方式	可用内容量	温度	冷媒	标配电源线
双温冷柜	1500x760x800	220V/50Hz	440W	风冷	290\L	0℃~8℃ -8℃~-18℃	R404A	10A插头
	1800x760x800	220V/50Hz	500W	风冷	390\L	0℃~8℃ -8℃~-18℃	R404A	10A插头
	2000x760x800	220V/50Hz	660W	风冷	450\L	0℃~8℃ -8℃~-18℃	R404A	10A插头

冷藏沙拉柜 Refrigerated salad cabinet

采用双层真空玻璃，更加美观、直冲视觉；
Content to be determined, specific content to be added after review to be determined, and specific content to be added after review;

产品特性 Product characteristics

- 双层真空玻璃门，整体发泡一次性挤压成型，更加美观；
- 台面开孔，放置份数盆，方便按需区分水果、酱料；
- 可定制不锈钢发泡门，凸台份数盆槽，整体设计可按客户需求定制尺寸规格；
- Double layer vacuum glass door, with overall foam one-time extrusion molding, more beautiful;
- The countertop is perforated and several bowls are placed, making it easy to distinguish fruits and sauces as needed;
- Customizable stainless steel foam door, raised platform with several basin slots, overall design can be customized according to customer requirements in size specifications;



设备型号 Scale and model

产品名称	尺寸 (mm)	电源	功率	净凝方式	内容量	温度	冷媒	标配电源线
冷藏沙拉柜	900x760x800	220V/50Hz	360W	风冷	130\L	0°C~8°C	R134a	10A插头
	1200x760x800	220V/50Hz	360W	风冷	210\L	0°C~8°C	R134a	10A插头
	1500x760x800	220V/50Hz	360W	风冷	300\L	0°C~8°C	R134a	10A插头
	1800x760x800	220V/50Hz	410W	风冷	400\L	0°C~8°C	R134a	10A插头
	2000x760x800	220V/50Hz	426W	风冷	460\L	0°C~8°C	R134a	10A插头

四门立式冷藏柜/冷冻柜

Four door vertical freezer/freezer

超大储物空间，外形美观大方。

Large storage space, beautiful and elegant appearance.



产品特性 Product characteristics

可做冷藏、冷冻、冷藏+冷冻双温

Can be used for refrigeration, freezing, refrigeration + dual temperature freezing

- 可根据客户需求，定制直冷、风冷、双温，带插盘等效果；
- 内外箱采用优质不锈钢，内箱圆角处理，便于清洁，符合食品卫生要求；
- 门把手采用符合人体工程学设计的凹进式拉手；
- 采用微电脑控制器控制温度，控温更精准；
- 全铜管蒸发器，制冷快速，经久耐用。
- Customizable effects such as direct cooling, air cooling, dual temperature, with plug-in discs, etc. according to customer needs;
- The inner and outer boxes are made of high-quality stainless steel, with rounded corners for easy cleaning and in compliance with food hygiene requirements;
- The door handle adopts a concave handle that conforms to ergonomic design;
- Adopting a microcomputer controller to control temperature for more accurate control;
- All copper tube evaporator, fast cooling and durable.



设备型号 Scale and model

产品名称	产品尺寸 (mm)	电源	功率	净凝方式	可用容量	温度	冷媒
双门立式冷藏柜	700x760x2000	220V/50Hz	400W	风冷	460\L	2°C~8°C	R290
双门立式冷藏柜	700x760x2000	220V/50Hz	400W	风冷	460\L	-5°C~-18°C	R290
四门立式冷藏柜	1200x760x2000	220V/50Hz	690W	风冷	860\L	2°C~8°C	R290
四门立式冷藏柜	1200x760x2000	220V/50Hz	690W	风冷	860\L	-5°C~-18°C	R290
六门立式冷藏柜	1800x760x2000	220V/50Hz	900W	风冷	1350\L	2°C~8°C	R290
六门立式冷藏柜	1800x760x2000	220V/50Hz	900W	风冷	1350\L	-5°C~-18°C	R290

产品特性 Product characteristics

内容待定，待审核后添加相关具体内容内容待定，待审核后添加相关具体内容；
Content to be determined, specific content to be added after review to be determined, and specific content to be added after review;

- 采用安全钢化镀膜电子除雾、真空双层玻璃；
- 93%高透视度最佳视野，暖光灯下的食材色泽更鲜亮；
- 高标准静音设计，底座可供黑白两色选择；
- Adopting safe tempered coating for electronic defogging and vacuum double-layer glass;
- 93% high perspective provides the best field of view, and the ingredients under warm light have a brighter color;
- High standard silent design, the base can be selected in black and white;

设备型号 Scale and model

产品名称	产品尺寸 (mm)	电源	功率	净凝方式	可用容量	温度
台上式 水果展示柜	900x500x780	220V/50Hz	190W	风冷	125\L	2°C~8°C
	1200x500x780	220V/50Hz	220W	风冷	185\L	2°C~8°C
	1500x500x780	220V/50Hz	250W	风冷	238\L	2°C~8°C
落地式 水果展示柜	900x660x1200	220V/50Hz	450W	风冷	380\L	2°C~8°C
	1200x660x1200	220V/50Hz	480W	风冷	400\L	2°C~8°C
	1500x660x1200	220V/50Hz	660W	风冷	512\L	2°C~8°C



台上式、落地式水果展示柜

On stage and floor mounted fruit display cabinets



不锈钢工作台

work table


多重收纳存储空间，让操作更快捷方便。

Multiple storage spaces make operation faster and more convenient.



产品特性 Product characteristics

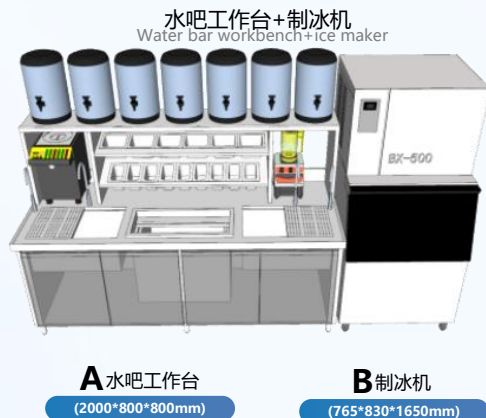
- 双水池+储冰槽+茶桶架;
- 配置设备:开水机、果糖机、萃茶机、茶桶、量杯、调酒杯;
- 尺寸规格可定制;
- 全方位提供整体设计方案，支持非标定制;
- Double water tank+ice storage tank+tea bucket rack;
- Equipment configuration: water dispenser, fructose dispenser, tea extractor, tea bucket, measuring cup, and mixing cup;
- Customizable size specifications;
- Provide comprehensive design solutions and support non-standard customization;



3米水吧台工作系统

3 meter water bar working system

- 设备内容:2个水池+1个储冰槽+1个茶桶置物架+15个份数盆具备清洗、储冰、制冰、加沙拉等功能, 适用于各类茶饮店、咖啡店的基本需求。小设备包含: 萃茶机+果糖机+茶桶+份数盆
- Equipment content: 2 water tanks+1 ice storage tank+1 tea bucket storage rack+15 serving basins with functions such as cleaning, ice storage, ice making, and salad addition, suitable for basic needs of various tea and coffee shops. Small equipment includes: tea extractor+fructose machine+tea bucket+serving basin



3.5米茶饮工作吧台系统

3.5 meter tea drinking work bar system

- 具备冷藏、清洗、储冰、制冰、置物等功能, 是中小茶饮店的基本配置。
- Equipped with functions such as refrigeration, cleaning, ice storage, ice making, and storage, it is a basic configuration for small and medium-sized non drinking shops.

蓝光冷藏柜+水吧台工作台+制冰机
Blue light refrigerator+water bar workbench+ice maker

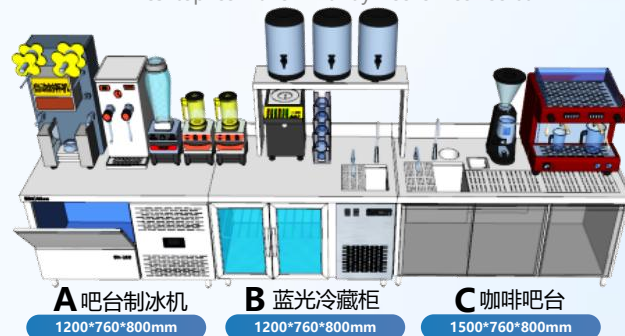


4米咖啡吧台系统

4 meter coffee bar system

- 具备冷藏、清洗、储冰、制冰、置物、垃圾处理等功能可满足中小型多功能茶饮店、咖啡店的基本需求。
- Equipped with functions such as refrigeration, cleaning, ice storage, ice making, storage, and garbage disposal, it can meet the basic needs of small and medium-sized multi-functional tea and coffee shops.

吧台式制冰机+蓝光冷藏柜+咖啡吧台
Desktop ice maker+Blu ray freezer+coffee bar

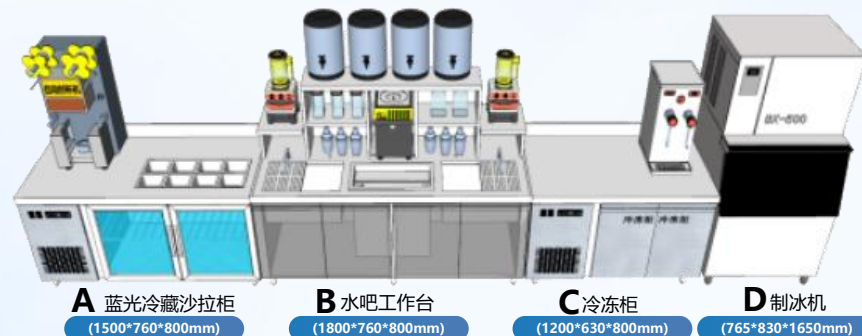


5.3米茶饮工作吧台系统

5.3 meter tea drinking work bar system

- 具备冷藏、冷冻、清洗、储冰、制冰、置物、沙拉可满足中大多功能茶饮店的基本需求。
- Having refrigeration, freezing, cleaning, ice storage, ice making, storage, and salad can meet the basic needs of most functional tea shops.

蓝光冷藏沙拉柜+贡茶款水吧台工作台+冷冻柜+制冰机
Blue light refrigerated salad cabinet+Gongcha style water bar workbench+freezer+ice maker



全方位提供整体设计方案、非标定制 部分客圈实体店效果分享

Provide comprehensive design solutions and non-standard customized physical store effects for some customer segments



冰翔制造 匠心品质

Bingxiang Manufacturing Craftsmanship quality



服务流程

Service process

1

专业的一站式设计人员 Professional one-stop designer

从前期的交谈到向客户推荐公司产品,我们做了多方面的资料收集,包括客户的业务范畴、市场走势以及客户营销模式等。沟通后会根据客户的需求,用我们的专业对客户进行一站式的设计服务,多种方案让客户感受到我们的专业与品质。

From the initial conversation to recommending the company's products to customers, we collected various information, including the customer's business scope, market trends, and customer marketing models. After communication, we will provide one-stop design services with our expertise based on the customer's needs, and various solutions will make them feel our professionalism and quality.

2

专业的生产装备 Professional production equipment

双方确定最终方案后,我们就开始着手生产事宜。先进的大型机器,熟练的生产技工,确保每一个产品的品质,把每一个细节都做得十分到位,力求达到每一个客户的满意。

After both parties have determined the final plan, we will start production matters. Advanced large-scale machines and skilled production technicians ensure the quality of every product, meticulously handling every detail, striving to achieve the satisfaction of every customer.

3

完善的物流配送能力 Improved logistics and distribution capabilities

完善的物流能力让每个订单都能准时到达目的地,即使是偏远的地方,我们也会尽力去配送。我们始终秉承“客户至上”的服务精神,让客户后顾无忧。

Our comprehensive logistics capabilities enable every order to arrive at its destination on time, even in remote areas, we will do our best to deliver. We always adhere to the service spirit of "customer first", ensuring that customers have no worries at all.

4

专业师傅上门安装 Professional craftsman on-site installation

产品到位后我们会安排专业师傅,上门安装制冰机,让客户的店铺能够如期开业。在产品保修期内,我们还有全国免费售后服务,让我们的产品好评如潮更被同行广泛认可。

After the products are in place, we will arrange professional technicians to install the ice maker on site, so that the customer's store can open as scheduled. During the product warranty period, we also offer free after-sales service nationwide, which has made our products highly praised and widely recognized by our peers.

5

售后服务流程 After sales service process

- 客户电话报修,专业人员电话指导修理。
- 电话处理不了,专业人员广东省内12小时到现场处理,省外24小时到达,偏远地区48小时内到场处理异常。
- Customers report for repairs over the phone, and professional personnel provide guidance for repairs over the phone.
- The phone cannot be processed. Professional personnel will arrive on-site within 12 hours in Guangdong Province, arrive 24 hours outside the province, and arrive in remote areas within 48 hours to handle anomalies.

售后24小时上门服务;

24-hour on-site after-sales service;

完善的服务让您后顾无忧

Perfect service allows you to worry free in the future